

U-Match R32 Air Conditioners



Find out more at www.greeac.co.nz



Gree U-Match

The Gree “U-Match” Series DC Inverter Air Conditioners fall between residential and central air conditioners. Their capacity scope is wider than residential air conditioners ranging from 5.0 to 16.0kW. The range of indoor units includes ducted, cassette and under-ceiling types and they all utilize the same outdoor unit and thus come with many of the same great features.



Gree U-Match Air Conditioning Systems

The Gree U-Match Inverters are the next generation of climate control technology. Gree’s energy efficient U-Match outdoor units are available in a full range of capacities to perfectly match a wide range of challenging climate control conditions.

Each U-Match is powered by Gree’s own energy efficient G10 inverter module and variable speed compressor. Our G10 inverter technology saves energy, reduces outdoor noise and keeps room temperatures steady. Harsh startups have been eliminated with Gree’s Closed Loop start up technology. This improves compressor start up reliability under limited start up current.

Combine Gree’s G10 technology, closed loop start up, highly efficient DC inverter compressors, DC brushless fan motors, and computational fluid design, Gree’s world class ISO9001 certified manufacturing facility and our 6 year warranty with local support and you have a compelling reason to choose Gree U-Match air conditioners.

Complete Product Line-Up

The Gree U-Match range now includes a Floor/Ceiling model to compliment the Cassette and Ducted models. This enables Gree to provide complete systems covering all requirements from the one reliable brand.

Smart Features

G10 Inverter

Our compressors intelligently regulate their running frequency. Utilizing the highly sensitive signal processes in the G10 inverter module the frequency of the compressor is altered to match the temperature required. When the desired temperature is achieved, the G10 inverter technology modulates the compressors frequency to maintain maximum comfort with minimal noise.

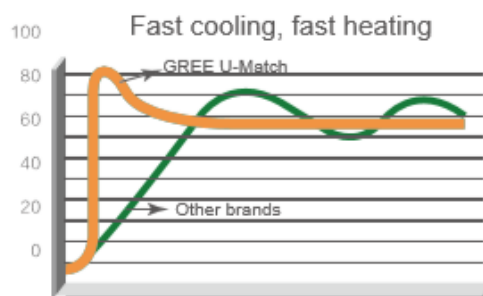
Low Noise

The Gree 180° Sine Wave DC Speed Varying technology offers precise control giving unceasing operation and accurate temperature stability. By operating over a wider frequency the compressor is less stressed giving superior reliability while offering lower noise levels.



Fast Heating and Cooling

The Gree U-Match range is capable of fast heating and cooling. Coupled with the “I Feel” function that enables the unit to check the actual temperature around the occupant the U-Match range gives superior comfort.



Wi-Fi Compatible (Optional)

The Gree U-Match range of air conditioners can be fitted with the optional G-Cloud Wi-Fi dongle*. Gree Wi-Fi is compatible with both Apple and Android. After installing the “Gree+” App (V1.9.3 or later) onto your phone or tablet, you can remotely control the air conditioner from anywhere in the world. Gree Wi-Fi works on 2.4GHz only, please allow for this on your modem.

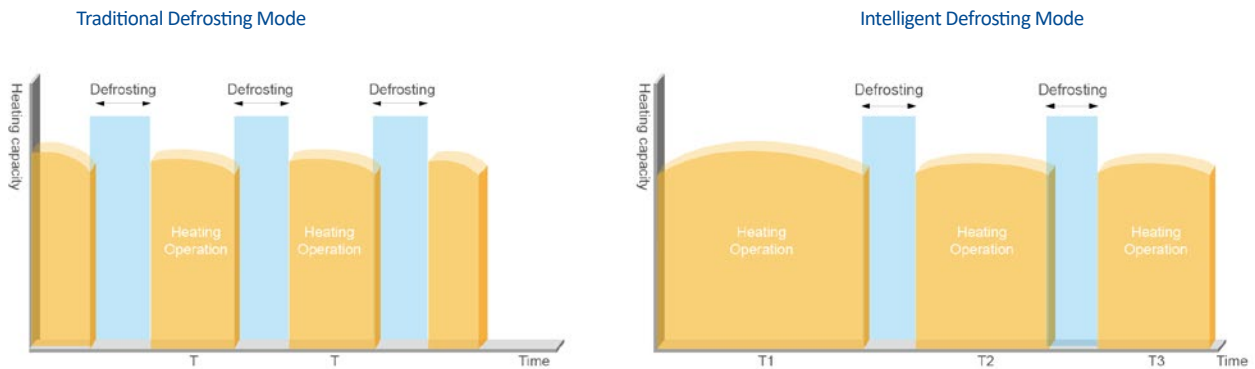


* Please refer to the optional extras page to select the correct WiFi dongle for your application.

Reliably Smart

Intelligent Defrosting

Gree Intelligent Defrosting Technology enables the unit to correctly judge the frost on its outdoor condenser using a temperature sensor. Defrosting is only performed when needed, for only as long as needed, which reduces energy waste by eliminating unnecessary defrosting.



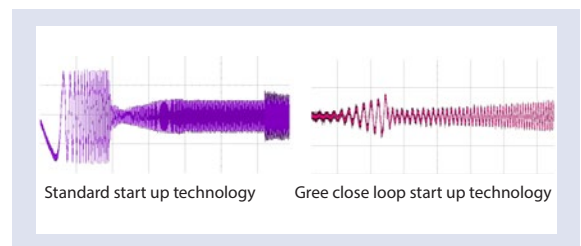
Note: This feature is fit for air conditioner models only.

Next Generation Refrigerant – R32

The Gree U-Match range uses R32 Refrigerant. R32 refrigerant is a better environmental option when compared to R410a as R32 refrigerant has a 68% lower Global Warming Potential (GWP). R32 also has superior energy efficiency, a higher refrigeration capacity and thermal conductivity so the refrigerant charge is also 30% less than R410a.

Closed Loop Start Up

Gree's closed loop start up minimizes start up current and makes compressor starting more reliable.



Wide Voltage Range

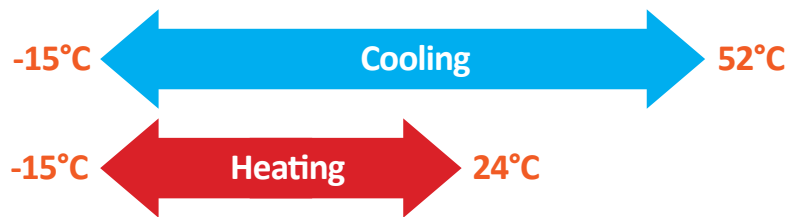
The Gree U-Match range can operate safely within 198V to 264V.





Wide Temperature Operation

The Gree U-Match Air Conditioners are designed to operate efficiently over a wide temperature range. Cooling can be achieved from -15°C to 52°C and heating from -15°C to 24°C



Auto Restart

The U-Match range will automatically restart in the same mode and fan settings after a power outage.



Auto Restart

Unit Protections

The U-Match range of air conditioners comes with a full package of unit protections to prevent major damage to the unit in adverse working conditions. In the case of a shutdown, error or fault codes will be displayed. This gives you peace of mind and confidence that your investment is well protected.



Antifreeze Protection



Low Pressure Protection



High Pressure Protection



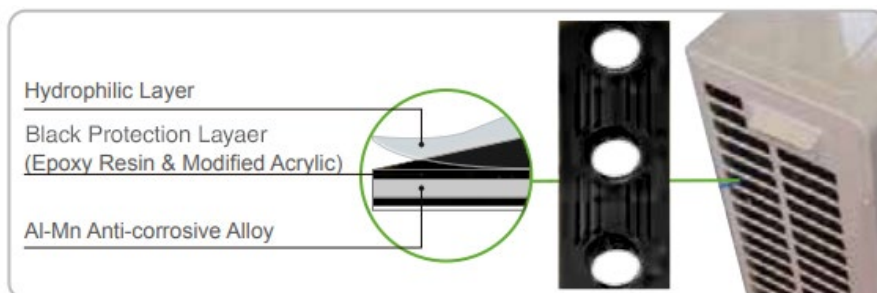
High Discharge Temperature Protection



Overload Protection

Anti-Corrosion Outdoor unit

All Gree outdoor coils have the fin stock coated in Black Hydrophilic coating giving greater corrosion resistance and better defrosting. The indoor coils are all Gold Fin for corrosion resistance.



Smart Installer Features

XE71-42/G Wired Wall Controller

The XE71-42/G wired wall controller comes standard with the Ducted, Cassette and Floor Consoles U-Match systems. This controller is modern and sleek and comes with many programmable features.

- Multiple timer controls from a one off timer to daily and weekly multi-event timers (8 on/off times for each day).
- Sleep modes.
- Absence / holiday function, this is used to ensure the indoor temperature remains at 8°C while you are away.
- Filter cleaning reminder – Set an adjustable reminder to clean the filters every 100 to 10000 hours.
- Select whether you want the units temperature selection from the wired wall controller or the indoor unit.
- Fully adjustable auto mode for commercial settings like offices and shops.
- System parameters check: the user can check the systems parameters via the XE71-42/G which is convenient for commissioning and maintenance.
- Compulsory operation mode: once the unit is installed this clever setting can quickly check whether the operation is normal.
- Historical error check: available through the wired controller for both current and historical error reporting.
- Refrigerant recovery mode: if a malfunction occurs on the indoor unit the outdoor can be run to recover the refrigerant reducing the chances of a refrigerant leak and saving the cost of recharging the unit.



Installation Highlights

- The longest pipe connection is 75m
- The maximum height difference is 30m with an oil trap every 6m.
- Units pre-charged to 20m reducing the possibility of having to top up the refrigerant.
- Ducted and Cassette units come standard with condensate pumps and safety float switches.
- Both the interconnecting and the wired wall controller cables (2 x 0.75mm²) are non-polar for easier installation.
- Up to 255 U-Match units can be connected to a BMS control system.

Gree Cassette



Gree Cassette

Gree's Ceiling Cassette provides low noise performance through design and innovation. The Gree Ceiling Cassette is a one-stop solution for acclimatizing small and large commercial spaces. This flexible climate solution conveniently disappears above the surface of any rooms ceiling. Feature include a highly effective 4 way discharge of air, multi speed fan, individual swing louver control and a cleanable air filter giving the ceiling cassette core performance capabilities that are ideal for commercial climate control. The discreet display reveals only a subtle grille surface.

The Gree Ceiling Cassette unit is perfect for mid size commercial use, providing ideal climate conditions for medium to large business environments and commercial applications. The Gree Ceiling Cassette is operable by infrared remote control, or by the XK71 wired controller. Power failure recovery ensures that the unit will come back online in the event of a power outage. Flexibility, economy of design and innovation make the Gree Ceiling Cassette essential for creating ideal climate conditions.

360° Air Discharge

360° air discharge for balanced room temperature. Independent control of the swing blades so that each blade can be set to prevent drafts.


Dual Temperature

When matched with the wired wall controller you can select between the ambient air temperature sensors, either in the unit or on the wired wall controller to provide better control over the room temperature and improve comfort.

Fresh Air Connectability

With the addition of the optional fresh air kit, a fresh air duct can be connected directly to the unit to satisfy a rooms fresh air requirements.

Gree Ducted



Gree Ducted Air Conditioning Systems offer discreet heating and cooling for your home or work place and is tailored to fit perfectly into your environment. By adding zone control, it offers a higher level of control compared to traditional air conditioning units, which means a greater level of comfort and increased energy efficiency. Unlike hi-wall air conditioners, the Gree Ducted System is integrated into your home, office or floor space, this means you will only see the grilles in the ceiling and controller on the wall, no bulky units taking up wall space. There are a wide range of grilles available to match in with your interior design and they can be positioned to suit the room size and shape to ensure even air distribution for maximum comfort with minimal noise. Gree Ducted Air Conditioning Systems can be installed into new builds or can be retro fitted into your existing home or office.

Adjustable ESP

Indoor units on the Gree Ducted Air Conditioning System all come with adjustable static pressure that can be adjusted on the controller during commissioning to ensure the best air flow and maximum comfort. There are 9 steps ranging from 10 to 200pa.

Superb Comfort Options

The Gree Ducted system comes with several features for greater user comfort. The “I-Feel” mode on the controller allows for accurate temperature sensing around the user. The user can select between this and the return air sensor in the unit to control the operation the air conditioner, therefore selecting the best degree of comfort. Gree Ducted Systems also have the ability to operate using dual controllers, i.e. one controller positioned in the living area and one in the master bedroom, thus providing convenient AC control.

Also Available

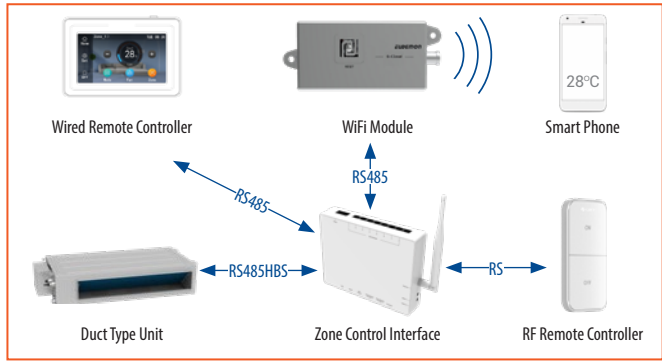
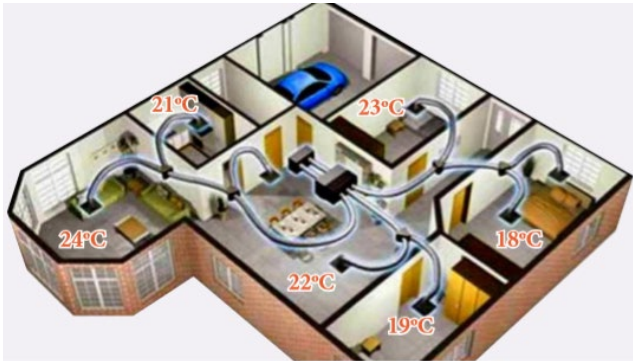
The new Gree Zone Control (Page 8) allows you to control the temperature in individual rooms from one central controller.

Duct kits and plenums are a pre-engineered kit featuring light weight plenums, diffusers, Y-branches, return grilles, tape and insulated ducting to suit the full range of Gree Ducted air conditioners. Duct kits come in 4 sizes and are designed to suit the following Gree ducted units:

Description	Suitable for
4 Room Zone Kit	7 kW Gree R32 Ducted Unit
6 Room Zone Kit	10 kW Gree R32 Ducted Unit
8 Room Zone Kit	12 & 14 kW Gree R32 Ducted Unit
10 Room Zone Kit	16 kW Gree R32 Ducted Unit

See your sales representative for details.

Gree Zone Controller



Gree Zone Controller

A possible draw back to any ducted system is the cost of cooling rooms that you are not using. This is no longer an issue, introducing the new Gree Zone Controller, with this you can simply switch off a zone or a room you are not using.

Designed and developed in collaboration between Gree China, New Zealand and Australia for use in our homes and Offices. The Gree Zone Controller takes comfort and energy efficiency to a new level. You can now control the temperature in individual zones/rooms.

With Wi-Fi control you can monitor and operate your ducted Systems from anywhere you have internet access via your mobile device. Whether you want to turn on your system so you arrive home to a warm house or just want to switch on the lounge before you get out of bed in the morning, you can.

Features

- 6" touch screen control monitor
- Set different temperatures in different rooms
- Controls up to 8 zones/rooms at the same time
- Wireless temperature sensors (battery operated – supplied)
- Easy installation
- APP available for both Apple and Android phones



The standard system is supplied with the 6" touch screen control station, 4 wireless temperature sensors and the control box.

*Dampers supplied separately. Additional room sensors available.

Gree Floor Ceiling



Gree Floor Ceiling

Gree Floor Ceiling units are designed to be suspended from a ceiling or mounted low on a wall. Gree Floor Ceiling units provide a flexible alternative to hi-walls, ducted and cassette units. With their sleek streamline design they are perfect for restaurants, stores, hallways and other applications where wall or ceiling space is limited.

The unit has automatic louver control between cooling and heating for better airflow and the louver closes completely when switched off.

Powerful airflow, auto restart and auto changeover coupled with the ceiling mount position make these units an excellent choice for server and electrical rooms.

Flexible Installation

The floor ceiling type air conditioner can be installed either against a wall at low level or hung from under a ceiling.



Wired or wireless Controllers Available

The standard unit comes with the XK71-42G wired wall controller. However, for domestic installations there is a wireless control option available.

Optional Extras

Control Options

All units are supplied with the XE71-42G wired wall controller. Wireless remote controllers are also available. The U Match range of indoor units is equipped with an interface that can be connected with the Gree Smart Zone Controller in order to realize central control over 16 units without connecting the wired controller. This will enable individual units control or group control depending on requirements.



Gate Card Function (MK03)

The optional function is useful for hotels as an energy saving device. Once set up with the Gate Card accessory (MK03), the unit will start / stop when a card is detected by the gate control detection board. When the card is removed, the unit will turn to standby status.



Indoor unit mainboard



Gate control accessory

Dry Contact Gateway (ME30-42/E1)

Available gateway will allow for an input signal for on/off, mode control (cooling / non-cooling), fire signal and a forced off signal. Output signals for, on status, operation mode, error output, cold plasma and ventilation output.



Optional Extras

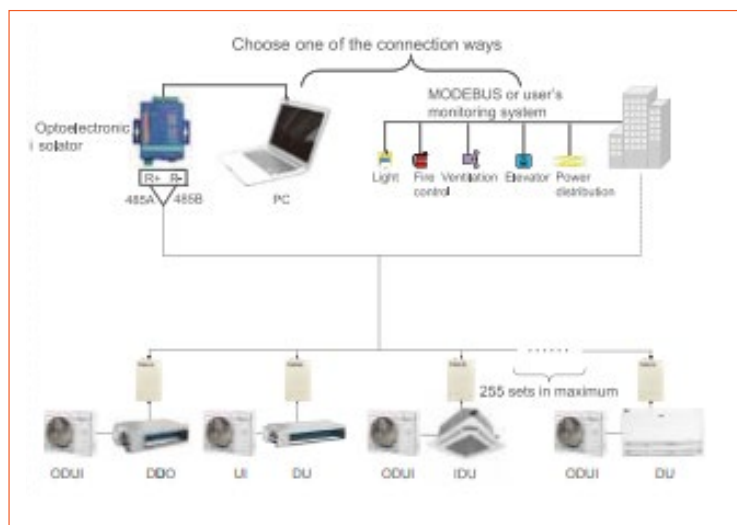
Central Control Option (CE52-24/F(C))

Through the Gree Modbus Gateway, 36 x U Match units can be connected to the Gree central controller.



Modbus Building Management Control and Long Distance Monitoring

The unit is standard with a MODBUS interface. If the unit is to be connected with the building management system, please consult Gree Australia (1800 4733 4 63) for the MODBUS protocol.



Gree WiFi Dongle

Small and compact design to allow control of your Gree U Match and Zone Control systems from wherever in the World you may be.



Product Code	Description
ME31-00 / C13	To Connect Gree Zone Controller
ME31-00 / C4	To Connect R32 Cassette - 7.1kW to 14kW
ME31 - 00 / C6	To Connect R32 Ducted, Floor / Ceiling and 5kW Cassette



Gree Cassette Technical Specification


Type		Cassette					
Model	Indoor	GUD50T/B-S	GUD71T/B-S	GUD100T/B-S	GUD125T/B-S	GUD140T/B-S	
	Outdoor	GUD50W/Nh B-S	GUD71W/Nh B-S	GUD100W/NhB-S	GUD125W/NhB-S	GUD140W/NhB-S	
	Panel	TF06	TF06	TF06	TF06	TF06	
Capacity	Cooling	kW	5.30	7.10	10.10	12.50	13.60
	Heating	kW	5.80	8.00	12.00	13.50	16.00
Range	Cooling	kW	2.0~6.0	2.4~8.0	3.2~11	3.6~12.8	6.8~16
	Heating	kW	2.0~6.9	2.2~9.0	3.0~13.5	3.6~14.5	4.5~17
Power input	Cooling	kW	1.30	2.05	3.04	3.85	4.25
	Heating	kW	1.29	2.10	3.40	4.2	4.92
AEER / ACOP		W/W	4.08 / 4.41	3.47 / 3.80	3.32 / 3.54	3.25 / 3.21	3.19 / 3.29
SEER Label Stars	Hot/Ave/Cold	Cool	3.5 / 3.0 / 3.5	3.0 / 3.0 / 3.0	3.0 / 3.0 / 3.0	3.0 / 3.0 / 3.0	3.0 / 3.0 / 3.0
		Heat	4.0 / 3.0 / 2.0	3.0 / 2.0 / 1.5	3.0 / 1.5 / 1.0	3.0 / 2.0 / 1.5	3.0 / 1.5 / 1.0
Operation temp	Cooling	°C	-15 ~ 52				
	Heating	°C	-15 ~ 24				
System Operation Control		-	Standard, XE71-42G wired controller, Optional, YAPIF6 remote controller				
Air Flow Volume(rated EXP)		l/s	361	389	528	556	583
Sound Pressure Level (L/M/H/SH)		dB (A)	35 / 38 / 41 / 43	39 / 40 / 42 / 43	42 / 46 / 48 / 50	42 / 46 / 49 / 51	TBC
Sound Pressure Level Outdoor		dB (A)	57	52	59	58	55
Sound Power Level Outdoor		dB(A)	67	66	71	69	65
Electrical							
Power Supply		V-Hz-Ph	220-240-50 / 60-1				
Recommended Circuit Breaker		A	16	20	32	40	
Input Current	Cooling	A	6.1	9.6	14.2	18.0	18.5
	Heating	A	6.0	9.8	15.9	19.6	21.4
Dimensions and Weights							
Indoor Dimensions (WxDxH)		mm	840x840x240		840x840x290		
Outdoor Dimensions (WxDxH)		mm	964x340x698		940x460x820		900x340x1350
Panel Dimensions (WxDxH)		mm	950x950x52				
Indoor Net Weight		kg	29	29	33	36	36
Outdoor Net Weight		kg	47	53	83	92	106
Panel Net Weight		kg	6				
Drain Connection		mm	Pump Ø 25mm x 1.5mm				
Condensate Pump Lift & Head		mm	1000				
Installation							
Connection Type		-	Flare				
Outer Diameter	Liquid Pipe	mm (in)	6.35 (1 / 4")		9.52 (3 / 8")		
	Gas Pipe	mm (in)	12.7 (1 / 2")		15.88 (5 / 8")		
Max Pipe Distance	Height	m	20*	25*	30*		
	Length	m	35	50	65	75	
Refrigerant R32	Charge	kg	1.3	1.97	3.02	3.17	4.1
	Pre-charged	m	15				
	Additional Gas Charge	g/m	20	25	35	40	
Power Supply	Outdoor Unit	mm ²	3 x 2.5		3 x 4.0		3 x 6.0
Power Interconnection		mm ²	3 x 1.0				
Communication wiring		mm ²	2 x 0.75				
Wall Controller wiring		mm ²	2 x 0.75				

Gree Ducted Technical Specification



Type		Ducted						
Model	Indoor	GUD50PS/B-S	GUD71PHS/B-S	GUD100PHS/B-S	GUD125PHS/B-S	GUD140PHS/B-S	GUD160PHS/B-S	
	Outdoor	GUD50W/Nh B-S	GUD71W/Nh B-S	GUD100W/NhB-S	GUD125W/NhB-S	GUD140W/NhB-S	GUD160W/NhB-S	
Performance								
Capacity HI	Cooling	kW	5.3	7.1	9.5	12.5	13.8	16
	Heating	kW	5.8	8.0	12.0	13.5	16.0	18.0
Range	Cooling	kW	2.0~6.0	2.4~8.0	3.2~11	3.6~12.8	6.8~16	6.0~17
	Heating	kW	2.0~6.9	2.2~9.0	3.0~13.5	3.6~14.5	4.5~17	7.0~19
Power input HI	Cooling	kW	1.32	1.97	2.95	3.75	4.3	4.90
	Heating	kW	1.41	2.05	3.5	4.0	4.35	5.15
AEER / ACOP	W/W	3.99 / 4.06	3.55 / 3.81	3.25 / 3.44	3.33 / 3.5	3.21 / 3.68	3.33 / 3.56	
SEER Label Stars	Hot/Ave/Cold	Cool	3.5 / 3.0 / 3.0	3.0 / 2.5 / 3.0	3.0 / 2.5 / 2.5	3.0 / 3.0 / 3.0	3.0 / 3.0 / 3.0	3.0 / 2.5 / 3.0
		Heat	3.5 / 2.5 / 2.0	2.5 / 2.0 / 1.5	2.5 / 1.5 / 1.0	3.0 / 2.0 / 1.5	3.0 / 1.5 / 1.0	3.0 / 2.0 / 1.5
Operation Temp	Cooling	°C	-15 ~ 52					-18 ~ 52
	Heating	°C	-15 ~ 24					
System Operation Control	-	Standard, XE71-42G wired controller						
Air Flow Volume (rated ESP)	l/s	306	389	555	555	611	888	
ESP	Rated	Pa	25	25	37	50		
	Range	Pa	10~80	10~150	10~175	10~200		
Sound Pressure Level (L/M/H/SH)	dB (A)	37 / 38 / 40 / 41	37 / 39 / 41 / 44	40 / 42 / 45 / 46	41 / 42 / 43 / 47	41 / 44 / 47 / 49	40 / 42 / 45 / 48	
Sound Power Level Outdoor	dB (A)	61	62	65	68	69	66	
Electrical								
Power Supply	V-Hz-Ph	220-240-50 / 60-1						
Recommended Circuit Breaker	A	16	20	32	40			
Input Current	Cooling	A	6.2	9.2	13.8	17.5	20.1	22.9
	Heating	A	6.6	9.6	16.4	18.7	20.3	24.1
Indoor Dimensions (WxDxH)	mm	1000x450x200	900x655x260	1000x700x300	1400x700x300		1150x720x350	
Outdoor Dimensions (WxDxH)	mm	964x340x698		940x460x820		900x340x1350	940x320x1430	
Indoor Net Weight	kg	26	31	41	57	57	58	
Outdoor Net Weight	kg	47	53	83	92	106	117	
Drain Connection	mm	Pump Ø 25mm, Gravity Drain Ø 20mm					Pump Ø 25mm	
Condensate Pump Lift & Head	mm	1000						
Installation								
Connection Type	-	Flare						
Outer Diameter	Liquid Pipe	mm (in)	6.35 (1 / 4")	9.52 (3 / 8")				
	Gas Pipe	mm (in)	12.7 (1 / 2")	15.88 (5 / 8")				
Max Pipe Distance	Height	m	20*	25*	30*			
	Length	m	35	50	65	75		
Refrigerant R32	Charge	kg	1.3	1.97	3.02	3.17	4.1	4.5
	Pre-charged	m	15	20				
	Additional Gas Charge	g/m	20	25	35	40		
Power Supply	Outdoor Unit	mm ²	3 x 2.5		3 x 4.0		3 x 6.0	
Power Interconnection	mm ²	3 x 1.0						
Communication Wiring	mm ²	2 x 0.75						
Wall Controller Wiring	mm ²	2 x 0.75						
Plenum Opening	Supply WxH	mm	885 x 122	743 x 219	751 x 197	1151 x 197	1151 x 197	853 x 194
	Return WxH	mm	1000 x 200	900 x 260	962 x 264	1362 x 264		954 x 316

* oil return bend every six metres




Gree Under Ceiling Technical Specification

Type		Under Ceiling					
Model	Indoor	GUD50ZD/B-S	GUD71ZD/B-S	GUD100ZD/B-S	GUD125ZD/B-S	GUD140ZD/B-S	
	Outdoor	GUD50W/NhB-S	GUD71W/NhB-S	GUD100W/NhB-S	GUD125W/NhB-S	GUD140W/NhB-S	
Performance							
Capacity	Cooling	kW	5.3	7.1	10.1	12.0	13.2
	Heating	kW	5.8	8.0	12.0	14.0	16.0
Range	Cooling	kW	2.0~6.0	2.4~8.0	3.2~11	3.6~12.8	6.35~16
	Heating	kW	2.0~6.9	2.2~9.0	3.0~13.5	3.6~14.5	4.5~17
Power input	Cooling	kW	1.36	2.00	3.00	3.75	4.12
	Heating	kW	1.51	2.25	3.50	4.20	4.30
EER / COP		WW	3.9 / 3.85	3.55 / 3.56	3.37 / 3.43	3.14 / 3.19	3.2 / 3.72
TCSPP/HSPF Label Stars	Hot/Average/Cold	Cool Heat	3.5 / 3.0 / 3.0 3.5 / 2.5 / 2.0	3.0 / 3.0 / 3.0 2.5 / 2.0 / 1.5	3.0 / 2.5 / 3.0 3.0 / 1.5 / 1.0	3.0 / 3.0 / 3.0 3.0 / 2.0 / 1.5	3.0 / 3.0 / 3.0 3.0 / 1.5 / 1.0
Operation Temp	Cooling	°C	-15~52				
	Heating	°C	-15~24				
System Operation Control		-	Standard, XE71-42G wired controller, Optional, YAPIF6 remote controller				
Air Flow Volume(rated EXP)		l/s	306	361	472	583	638
Sound Pressure Level (L/M/H/SH)		dB (A)	37 / 40 / 46 / 49	39 / 43 / 45 / 46	44 / 47 / 50 / 52	45 / 49 / 50 / 52	46 / 49 / 51 / 52
Sound Pressure Level Outdoor		dB (A)	57	52	59	58	57
Sound Power Level Outdoor		dB (A)	67	66	71	69	72
Electrical							
Power Supply		V-Hz-Ph	220-240-50 / 60-1				
Recommended Circuit Breaker		A	16	20	32	40	
Input Current	Cooling	A	6.4	9.4	14.0	17.5	19.3
	Heating	A	7.1	10.5	16.4	19.6	20.1
Dimensions and Weights							
Indoor Dimensions (WxDxH)	Ceiling	mm	870x665x235	1200x665x235		1570x665x235	
	Floor	mm	870x235x665	1200x235x665		1570x235x665	
Outdoor Dimensions (WxDxH)		mm	892x340x698		940x460x820		900x340x1350
Indoor Net Weight		kg	26	31	33	40	42
Outdoor Net Weight		kg	47	53	83	92	106
Drain Connection		mm	Ø 17mm x 1.5				
Condensate Pump Lift & Head		mm	n/a				
Installation							
Connection Type		-	Flare				
Outer Diameter	Liquid Pipe	mm (in)	6.35 (1 / 4")		9.52 (3 / 8")		
	Gas Pipe	mm (in)	12.7 (1 / 2")		15.88 (5 / 8")		
Max Pipe Distance	Height	m	20*	25*	30*		
	Length	m	35	50	65	75	
Refrigerant R32	Charge	kg	1.3	1.97	3.02	3.17	4.1
	Pre-charged	m	15	20			
	Additional Gas Charge	g/m	20	25		35	
Power Supply	Outdoor Unit	mm ²	3 x 2.5		3 x 4.0		3 x 6.0
Power Interconnection		mm ²	3 x 1.0				
Communication Wiring		mm ²	2 x 0.75				
Wall Controller Wiring		mm ²	2 x 0.75				

* oil return bend every six metres



For Installation and Sales:



For Parts and Warranty:



Smart air for smarter living

www.greeac.co.nz

0800 BUY GREE
0800 289 4733